

Bali


CERAMICHE
coem

Bali





Polychrome 40,8x61,4 - 16"x24" Esterno
Polychrome Elemento Bordo 30x61,4 - 12"x24" Esterno
Polychrome Lineare ad Elle 33x61,4x5 - 13"x24"x2" Esterno
Polychrome 60,4x90,6 - 24"x36" = 20 mm Esterno Rettificato




● **Naturale**
Unpolished
Matt
Naturel

● **Esterno**
Outdoor
Aussenbereich
Exterieur

Bali

gres
STONEWARE



gresX2
OUTDOOR DESIGN

SUPERFICI SURFACES OBERFLÄCHEN SURFACES

● **Naturale Rettificato**
Unpolished Rectified
Matt Rektifiziert
Naturel Rectifié




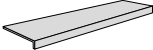
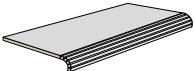
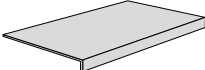
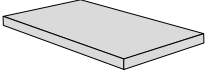
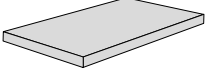
● **Naturale**
Unpolished
Matt
Naturel

● **Esterno Rettificato**
Outdoor Rectified
Aussenbereich Rektifiziert
Exterieur Rectifié

● **Esterno**
Outdoor
Aussenbereich
Exterieur


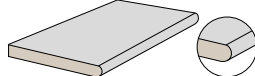
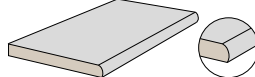
● **Esterno Rettificato gresX2**
Outdoor Rectified
Aussenbereich Rektifiziert
Exterieur Rectifié

Formati	Colori	Superfici		Scatole			Pallet			≠
		Naturale Rettificato Unpolished Rectified Matt Rektifiziert Naturel Rectifié	Esterno Rettificato Outdoor Rectified Aussenbereich Rektifiziert Exterieur Rectifié	Pz/Sc Pcs/Box Stck/Kart. Pcs/Boîte	Mq/Sc Sqm/Box Qm/Kart. M²/Boîte	Kg/Sc Kg/Box Kg/Kart. Kg/Boîte	Colli Boxes Kart Boîtes	Mq Sqm Qm M²	Kg Kg Kg Kg	
 60,4x90,6 - 24"x36"	Polychrome	BA690R	BA690ER	3	1,641	36,5	32	52,512	1178	10 mm

Formati	Colori	Superfici		Scatole			Pallet			≠
		Naturale Unpolished Matt Naturel	Esterno Outdoor Aussenbereich Exterieur	Pz/Sc Pcs/Box Stck/Kart. Pcs/Boîte	Mq/Sc Sqm/Box Qm/Kart. M²/Boîte	Kg/Sc Kg/Box Kg/Kart. Kg/Boîte	Colli Boxes Kart Boîtes	Mq Sqm Qm M²	Kg Kg Kg Kg	
 40,8x61,4 - 16"x24"	Polychrome	BA460	BA460E	5	1,253	25	48	60,144	1210	9,5 mm
 MOSAICO 5x5 - 2"x2" In fogli 30,2x30,2 da 36 pezzi. In 30,2x30,2 - 12"x12" sheets made up of 36 pieces. Auf Blatt 30,2x30,2 mit 36 Stück. Sur feuille tramee de 30,2x30,2 de 36 pièces.	Polychrome	BAM55R	BAM55ER	6	0,75	15	44	33	670	9,5 mm
 6,8x61,4 - 3"x24" Battiscopa - Bullnose - Sockel - Plinthe	Polychrome	BAB610		26	MI 15,964	21,84				
 (A) 15x40,8x5 - 6"x16"x2" Lineare ad Elle - L-shaped Element L-Form Element - Élément linéaire en "L"	Polychrome		BA0EL	6	MI 2,448	10,2				
 30x61,4 - 12"x24" Elemento Bordo - Edge Cover - Rand - Bord	Polychrome		BA0BO	6	MI 3,684	22,2				
 (A) 33x61,4x5 - 13"x24"x2" Lineare ad Elle - L-shaped Element L-Form Element - Élément linéaire en "L"	Polychrome	BA0GL	BA0GLE	4		20				
 (A) 33x61,4x5 - 13"x24"x2" DX Angolare ad Elle - L-shaped Corner Element L-Form Eckelement - Élément d'angle en "L"	Polychrome	BA0GAD	BA0GADE	2		11				
 (A) 33x61,4x5 - 13"x24"x2" SX Angolare ad Elle - L-shaped Corner Element L-Form Eckelement - Élément d'angle en "L"	Polychrome	BA0GAS	BA0GASE	2		11				

(A) Per una posa corretta è consigliata la tecnica del "buttering-floating" (doppia spalmatura): riempire bene con malta cementizia/collante il retro dell'elemento e la superficie di posa senza lasciare vuoti.

For correct laying, the "buttering-floating" technique is recommended: fill the back of the element and the laying surface well with cement-based mortar or glue without leaving any gaps.
Für die korrekte Verlegung wird die "Buttering-Floating-Technik" (zweifaches Auftragen) empfohlen: Die Rückseite des Elements und die zu verlegende Fläche gut mit Zementmörtel oder Kleber bestreichen, ohne freie Stellen zu lassen. - Pour une pose correcte, la technique du «buttering-floating» (double encollage) est conseillée: bien remplir de mortier à base de ciment/adhésif le dos de l'élément et la surface de pose sans laisser de vides.

Formati	Colori	Superfici		Scatole			Pallet			≠
		Esterno Rettificato Outdoor Rectified Aussenbereich Rektifiziert Exterieur Rectifié	Pz/Sc Pcs/Box Stck/Kart. Pcs/Boîte	Mq/Sc Sqm/Box Qm/Kart. M²/Boîte	Kg/Sc Kg/Box Kg/Kart. Kg/Boîte	Colli Boxes Kart Boîtes	Mq Sqm Qm M²	Kg Kg Kg Kg	Spessore Thickness Stärke Épaisseur	
 60,4x90,6 - 24"x36" ≠ 20 mm	Polychrome	2BA90ER	1	0,547	24	48	26,256	1162	20 mm	
 30x60,4 - 12"x24" ≠ 20 mm Elemento Bordo Tondo - Rounded edge element Element mit runder Kante - Élément de rebord rond	Polychrome	2BA62BT	2		16,1				20 mm	
 30x60,4 - 12"x24" ≠ 20 mm Elemento Bordo Becco - Half bullnose element Element mit Eckabrundung - Élément arrondi à 1/4	Polychrome	2BA62BB	2		16,1				20 mm	

gres
STONEWARE

Gres Porcellanato Porcelain Stoneware Feinsteinzeug Grès Cérame
EN 14411:2012 ANNEX G GROUP Bia GL

gresX2
OUTDOOR DESIGN

Gres Porcellanato Porcelain Stoneware Feinsteinzeug Grès Cérame
EN 14411:2012 ANNEX G GROUP Bia UGL



(V4): Piastrelle con variazione random di tono e disegno

Tiles with random shade and aspect variation
Fliesen mit zufällig unterschiedlichen Tonalitäten und Muster
Carreaux avec différence aléatoire de nuance et structure



Pavimento - Floor coverings
Bodenbeläge - Sol



Rivestimento - Wall coverings
Wandbeläge - Faïence



Residenziale - Residential areas
Wohngebiete - Zones résidentielles



Esterno (Esterno)
Outdoor areas - Außenbereiche
Espaces extérieurs



Traffico leggero
Light traffic areas - Geringe Begehungsfrequenz
Zones à trafic léger



Traffico pesante (gresX2)
Heavy traffic areas - Starke Begehungsfrequenz
Zones à trafic intense



Zone limitrofe a piscina (Esterno)
Swimming pool areas - Schwimmbadbereich
Abords de piscines



Rivestimenti esterni / Pareti ventilate
External cladding / Ventilated facade - Außenverkleidung / Hinterlüftete Fassaden
Murs extérieurs / Façades ventilées

DIGITAL
HD 3D

Fino a 100 grafiche differenti
Up to 100 different graphics
Jusqu'à 100 graphiques différentes
Bis zu 100 verschiedene Grafiken

eco+
THE GREEN SOUL OF PORCELAIN STONEWARE



Resistente
al gelo



Naturale



Esterno



Esterno



DRY: > 0,40
WET: > 0,40

Project coordinator & graphics:
Coem Marketing DPT.
Aprile 2021





Via Cameazzo, 25
41042 Fiorano Modenese (Mo) - Italy
Tel +39 0536 993511
coem@coem.it
www.coem.it