








# B L O X



*[ Mix of  
limestones and  
clays used to  
make building  
blocks. ]*







# BLOX

Trapped shades

Una polvere finemente macinata di elementi presenti in natura quali gesso, silicati, minerali che, a contatto con l'acqua si modifica, pur mantenendo e manifestando sulla propria superficie la sua genesi. Tante le sfumature intrappolate in un materiale che oggi è diventato il simbolo per eccellenza della modernità, visibile sia nei contesti urbani che come soluzione estetica per progetti da interno.

---

This finely ground mixture of natural elements, such as gypsum, silicates and minerals is transformed on contact with water, but maintains and reveals its origins on the surface. There are so many different shades trapped in this material that, today, it has become a symbol for modern excellence and is deliberately exposed in urban contexts as an element of indoor design.

W  
A  
K  
E

Up!

FAMILY TIME.



BLOX6 120AG RM  
BLOX6 12AG RM



# LET'S PLAY

TOGETHER.

\* BLOX6 12B RM



# READING

OR RESTING?

\* BLOX 90BS RM



# COMFORT

ZONE



BLOX6 12AG RM  
BLOX2 60AG RM



A **UNI  
QUE**

**MOM  
ENT,**

JUST FOR  
ME.



MK.BLOX6 AG  
BLOX6 12AG RM







# WORK

IN PROGRESS.

\* BLOX6 120G RM

# THE KITCHEN

MY  
FAVORITE  
PLACE.

\* BLOX6 120W RM



# EXPLORE

FANTASTIC  
WORLDS.

\* BLOX6 120DG RM



# BEING AT HOME

AND FEELING  
ON HOLIDAY.



BLOX 90G RM  
BLOX R60G RM

COLOR BODY PORCELAIN TILE  
GRES PORCELLANATO COLORATO IN MASSA

CONFORME / ACCORDING TO  
UNI EN 14411 - G Bla



**BS**

**B**

**W**

**AG**

<input type="checkbox"/> N <input type="checkbox"/>	<input type="checkbox"/> N <input type="checkbox"/>	<input type="checkbox"/> N <input type="checkbox"/>	<input type="checkbox"/> N <input type="checkbox"/>	<input type="checkbox"/> N <input type="checkbox"/>	<input type="checkbox"/> N <input type="checkbox"/>	<input type="checkbox"/> N <input type="checkbox"/>	<input type="checkbox"/> N <input type="checkbox"/>
120x120-48"x48"	60x120-24"x48"	30x30-12"x12"	30,5X31-12"x12,2"	90x90-36"x36"	60x60-24"x24"	30X60-12"x24"	
BLOX6 120BS RM	BLOX6 12BS RM	MK.BLOX6 30BS	MK.BLOX6 BS	BLOX 90BS RM	BLOX 60BS RM	BLOX 36BS RM	
BLOX6 120B RM	BLOX6 12B RM	MK.BLOX6 30B	MK.BLOX6 B	BLOX 90B RM	BLOX 60B RM	BLOX 36B RM	

<input type="checkbox"/> N <input type="checkbox"/>	<input type="checkbox"/> N <input type="checkbox"/>	<input type="checkbox"/> N <input type="checkbox"/>	<input type="checkbox"/> N <input type="checkbox"/>	<input type="checkbox"/> N <input type="checkbox"/>	<input type="checkbox"/> N <input type="checkbox"/>	<input type="checkbox"/> N <input type="checkbox"/>	<input type="checkbox"/> N <input type="checkbox"/>
120x120-48"x48"	60x120-24"x48"	30x30-12"x12"	30,5X31-12"x12,2"	90x90-36"x36"	60x60-24"x24"	30X60-12"x24"	
BLOX6 120W RM	BLOX6 12W RM	MK.BLOX6 30W	MK.BLOX6 W	BLOX 90W RM	BLOX 60W RM	BLOX 36W RM	
BLOX6 120AG RM	BLOX6 12AG RM	MK.BLOX6 30AG	MK.BLOX6 AG	BLOX 90AG RM	BLOX 60AG RM	BLOX 36AG RM	

COLOR BODY PORCELAIN TILE  
GRES PORCELLANATO COLORATO IN MASSA

CONFORME / ACCORDING TO  
UNI EN 14411 - G Bla



**G**



**DG**



**BLOX1 60W RM**  
60x60-24"x24"


10



**BLOX2 60AG RM**  
60x60-24"x24"

10

120x120-48"x48"	60x120-24"x48"	30x30-12"x12"	30,5x31-12"x12,2"	90x90-36"x36"	60x60-24"x24"	30x60-12"x24"
BLOX6 120G RM	BLOX6 12G RM	MK.BLOX6 30G	MK.BLOX6 G	BLOX 90G RM	BLOX 60G RM	BLOX 36G RM
BLOX6 120DG RM	BLOX6 12DG RM	MK.BLOX6 30DG	MK.BLOX6 DG	BLOX 90DG RM	BLOX 60DG RM	BLOX 36DG RM

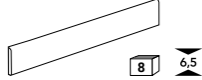

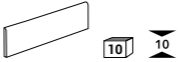
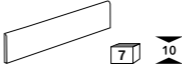


# BLOX

COLOR BODY PORCELAIN TILE  
GRES PORCELLANATO COLORATO IN MASSA

CONFORME / ACCORDING TO  
UNI EN 14411 - G Bla

PEZZI SPECIALI / SPECIAL PIECES

	 6X120-2.4"X48" △	 120X32,5-48"X12,8" △	 6X60-2.4"X24" △	 6X90-2.4"X36" △
<b>BS</b>	BLOX6 BT120BS	BLOX6 G120BS	BLOX BT60BS	BLOX BT90BS
<b>B</b>	BLOX6 BT120B	BLOX6 G120B	BLOX BT60B	BLOX BT90B
<b>W</b>	BLOX6 BT120W	BLOX6 G120W	BLOX BT60W	BLOX BT90W
<b>AG</b>	BLOX6 BT120AG	BLOX6 G120AG	BLOX BT60AG	BLOX BT90AG
<b>G</b>	BLOX6 BT120G	BLOX6 G120G	BLOX BT60G	BLOX BT90G
<b>DG</b>	BLOX6 BT120DG	BLOX6 G120DG	BLOX BT60DG	BLOX BT90DG

## CARATTERISTICHE TECNICHE SPECIFICHE / TECHNICAL FEATURES SPECIFICATIONS

	DIN 51130 (R)	DIN 51097 (A+B+C)	BCR REP. CEC 6/81		DM 14/6/89 N. 236		PENDULUM TEST BS (INGLESE)	PENDULUM TEST AS/NZS 4856:2004 (AUSTRALIANO)	PENDULUM TEST UNE ENV 12633:2003 (SPAGNOLO)	BOT 3000 (DCOF)  AVERAGE VALUE
			G.A.	G.B.	C.A.	G.B.				
<b>BLOX</b>	R10	A+B	>0,4	>0,4	>0,4	>0,4	>36	>35	2	>0,42

## IMBALLI / PACKAGING

FORMATO NOMINALE NOMINAL SIZE	BORDO EDGE	SPESSORE THICKNESS	SCATOLA / BOX			PALLET		
			PZ/BOX PCS/BOX	MQ/BOX SM/BOX	KG/BOX KG/BOX	BOX/PALLET BOXES/PALLET	MQ/PALLET SM/PALLET	KG/PALLET KG/PALLET
120X120-48"X48"	RECTIFIED	6,5	2	2,88	45,28	30	86,40	1378,50
60X120-24"X48"	RECTIFIED	6,5	4	2,88	45,29	16	46,08	744,67
30,5X31-12"X12,2" MOSAIC	RECTIFIED	6,5	6	0,57	6,74	72	40,85	505,15
30X30-12"X12" MOSAIC	RECTIFIED	6,5	6	0,54	7,91	72	38,88	589,16
60X60-24"X24"	RECTIFIED	10	3	1,08	24,32	40	43,20	992,86
30X60-12"X24"	RECTIFIED	10	6	1,08	23,91	40	43,20	976,33
90X90-36"X36"	RECTIFIED	10	2	1,62	37,55	22	35,64	846,10



Non poteva mancare per Imola, brand contemporaneo che soddisfa ogni esigenza di stile e di funzionalità, l'inserimento in gamma, per tutti i propri progetti best seller, di nuovi articoli per gli spazi esterni.

Una scelta in linea con le ultime esigenze dell'abitare e del gardening, ove al tradizionale gres porcellanato da esterno a spessore normale, la proposta si completa con l'alto spessore 20 mm e da nuovi pezzi speciali, diversificati, per specifici utilizzi.

La soluzione ideale per realizzare camminamenti, terrazze, patii e altre soluzioni progettuali nei pressi di giardini, cortili, piscine e altri contesti di outdoor design.

Sinonimo di alte performance tecniche, quali la durezza e le proprietà meccaniche, completamente privo di porosità e ingelivo, il 20 mm è un prodotto facilmente pulibile, solido, ecosostenibile, dallo stile dinamico e contemporaneo, disponibile in una gamma ampia e diversificata di soluzioni estetiche, di colori e di formati.

#### I VANTAGGI DEL 20 MM.

- \_ Monolitico.
- \_ Ecosostenibile.
- \_ Igienico.
- \_ Ignifugo.
- \_ Ingelivo.
- \_ Antiscivolo.
- \_ Resistente all'usura.
- \_ Resistente agli attacchi chimici.
- \_ Resistente ai carichi di rottura.
- \_ Resistente agli sbalzi termici.
- \_ Resistente alle macchie.
- \_ Inattaccabile da muffe e muschi.
- \_ Facile da pulire.
- \_ Facile da posare.
- \_ Facile da rimuovere.

A must for Imola, the modern brand that meets with every style and practicality requirement just had to add new items for outside areas to its range, for all its best seller projects.

A choice made in line with the latest living and gardening demands, where the traditional porcelain stoneware for outside use with a normal thickness is completed with the thicker 20 mm proposal and new special, diversified pieces for specific purposes.

The ideal solution for walkways, terraces, patios and other projects around gardens, courtyards, swimming pools and other outdoor design solutions.

Synonymous with high tech. performance such as being long lasting and its mechanical features, completely porosity-free and frost-proof, the 20 mm product can be cleaned easily, is solid, eco-sustainable with a dynamic, modern style, available in a vast and varying range of aesthetic solutions, colours and shapes.

#### ADVANTAGES OF THE 20 MM.

- \_ Monolithic.
- \_ Eco-sustainable.
- \_ Hygienic.
- \_ Fireproof.
- \_ Frost-proof.
- \_ Skid-proof.
- \_ Resistant to wear.
- \_ Resistant to chemical corrosion.
- \_ Resistant to tensile strength.
- \_ Resistant to sudden changes in temperature.
- \_ Stain resistant.
- \_ Resistant to mould and moss.
- \_ Easy to clean.
- \_ Easy to lay.
- \_ Easy to remove.

---

**OUTDOOR**

**10 mm**

**THICKNESS**

**20 mm**

---





# OUTDOOR

CREATIVITY  
SPACE

\* BLOX 90B AS RM





# BUSINESS PLACE




GET MORE.





BLOX 60AG AS RM  
BLOX 60G AS RM

## GRES PORCELLANATO A MASSA COLORATA COLOURED BODY PORCELAIN TILE

CONFORME / ACCORDING TO  
UNI EN 14411 - G Bla

	10mm	20mm	
	 60X60-24"X24"	 90X90-36"X36"	 60X60-24"X24"
BS	BLOX R60BS RM	BLOX 90BS AS RM	BLOX 60BS AS RM
B	BLOX R60B RM	BLOX 90B AS RM	BLOX 60B AS RM
W	BLOX R60W RM		
AG	BLOX R60AG RM	BLOX 90AG AS RM	BLOX 60AG AS RM
G	BLOX R60G RM	BLOX 90G AS RM	BLOX 60G AS RM
DG	BLOX R60DG RM		

### 10 PEZZI SPECIALI / SPECIAL PIECES

	 30X60-12"X24" △ 8	 20X60X4-8"X24"X2" △ 6
BS	BLOX S R60BS	BLOX E R60BS
B	BLOX S R60B	BLOX E R60B
W	BLOX S R60W	BLOX E R60W
AG	BLOX S R60AG	BLOX E R60AG
G	BLOX S R60G	BLOX E R60G
DG	BLOX S R60DG	BLOX E R60DG

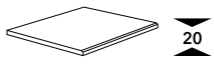


### IMBALLI / PACKAGING

FORMATO NOMINALE NOMINAL SIZE	BORDO EDGE	SPESSORE THICKNESS	SCATOLA / BOX			PALLET		
			PZ/BOX PCS/BOX	MQ/BOX SM/BOX	KG/BOX KG/BOX	BOX/PALLET BOXES/PALLET	MQ/PALLET SM/PALLET	KG/PALLET KG/PALLET
60X60-24"X24"	RECTIFIED	10	3	1,08	24,32	40	43,20	992,86




### CARATTERISTICHE TECNICHE SPECIFICHE / TECHNICAL FEATURES SPECIFICATIONS

	DIN 51130 (R)	DIN 51097 (A+B+C)	BCR REP. CEC 6/81		DM 14/6/89 N. 236		PENDULUM TEST BS (INGLESE)	PENDULUM TEST AS/NZS 4856:2004 (AUSTRALIANO)	PENDULUM TEST UNE ENV 12633:2003 (SPAGNOLO)	BOT 3000 (DCOF) AVERAGE VALUE
			G.A.	G.B.	C.A.	G.B.				
BLOX R	R11	B+C	>0.4	>0.4	>0.4	>0.4	>36	>45	3	>0,42
BLOX AS	R11	B+C	>0.4	>0.4	>0.4	>0.4	>36	>45	3	>0,42


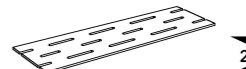
### 20 PEZZI SPECIALI / SPECIAL PIECES

	 SQUARE BORDER* costa lucida SQUARE BORDER* polished edge 60X60-24"X24" △ 2	 SQUARE BORDER* costa lucida SQUARE BORDER* polished edge 90X90-36"X36" △ 1	 GRADONE* costa lucida TERRACE* polished edge 33X60-13"X24" △ 4
BS	BLOX SB60BS AS	BLOX SB90BS AS	BLOX GR336BS AS
B	BLOX SB60B AS	BLOX SB90B AS	BLOX GR336B AS
AG	BLOX SB60AG AS	BLOX SB90AG AS	BLOX GR336AG AS
G	BLOX SB60G AS	BLOX SB90G AS	BLOX GR336G AS

	 ALZATA gocciolatoio ALZATA gocciolatoio 20X60-8"X24" △ 4	 STEP righe costa lucida STEP stripes polished edge 30X60-12"X24" △ 4	 TOP gocciolatoio coste lucide TOP dripstone polished edges 30X60-12"X24" △ 4
BS	BLOX AZ60BS AS	BLOX S 60BS AS	BLOX TOP60BS AS
B	BLOX AZ60B AS	BLOX S 60B AS	BLOX TOP60B AS
AG	BLOX AZ60AG AS	BLOX S 60AG AS	BLOX TOP60AG AS
G	BLOX AZ60G AS	BLOX S 60G AS	BLOX TOP60G AS

	 BORDO PISCINA* costa lucida POOL EDGE* polished edge 30X60-12"X24" △ 4	 GRIGLIA PISCINA* POOL GRILLE* 20X60-8"X24" △ 2
BS	BLOX BP60BS AS	BLOX GP60BS AS
B	BLOX BP60B AS	BLOX GP60B AS
AG	BLOX BP60AG AS	BLOX GP60AG AS
G	BLOX BP60G AS	BLOX GP60G AS

### IMBALLI / PACKAGING

FORMATO NOMINALE NOMINAL SIZE	BORDO EDGE	SPESSORE THICKNESS	SCATOLA / BOX			PALLET		
			PZ/BOX PCS/BOX	MQ/BOX SM/BOX	KG/BOX KG/BOX	BOX/PALLET BOXES/PALLET	MQ/PALLET SM/PALLET	KG/PALLET KG/PALLET
90X90-36"X36"	RECTIFIED	20	1	0,81	37,08	30	24,30	1132,38
60X60-24"X24"	RECTIFIED	20	2	0,72	33,15	32	23,04	1080,80










\* Angolari DX e SX disponibili a richiesta. / \* RH and LH angle bracket available on request.

I pezzi speciali ed i fondi possono presentare leggere differenze di tonalità fra di loro. / Special pieces and backgrounds can have slightly different shades from one another.  
Il bordo può mostrare una piccola diversità cromatica fra la superficie ed il corpo del pezzo ceramico. / There can be a slight colour difference on the edge between the surface and the main ceramic piece.

# Caratteristiche Tecniche Gres Porcellanato

## Technical Specifications Porcelain Stoneware

CONFORME / ACCORDING TO  
UNI EN 14411 - G Bla

CARATTERISTICA Specification	METODO DI PROVA Test methods	REQUISITI PREVISTI DALLA NORMA Requirements in accordance to the standards	VALORE MEDIO Average value
 <b>DIMENSIONI E ASPETTO</b> DIMENSIONS AND APPEARANCE	ISO 10545-2	<b>PROSPETTO G.1</b> PROSPECT G.1	<b>CONFORME</b> COMPLIANT
 <b>ASSORBIMENTO D'ACQUA</b> WATER ABSORPTION	ISO 10545-3	≤ 0,5%	< 0,1%
 <b>RESISTENZA A FLESSIONE</b> FLEXURAL RESISTANCE		min./МИН 35 N/mm <sup>2</sup>	> 45 N/mm <sup>2</sup>
<b>SFORZO DI ROTTURA</b> MODULUS OF RUPTURE	ISO 10545-4	<b>SPESSORE / THICKNESS</b> ≥ 7,5 mm: min. 1300N	6,5 mm 1800 N* <b>SPESSORE* / THICKNESS*</b> 10 mm 3000 N* 20 mm 13000 N*
 <b>RESISTENZA ALL'ABRAZIONE PROFONDA</b> DEEP ABRASION RESISTANCE	ISO 10545-6	≤ 175 mm <sup>3</sup>	< 140 mm <sup>3</sup>
 <b>COEFFICIENTE DILATAZIONE TERMICA LINEARE (α)</b> LINEAR EXPANSION THERMIC COEFFICIENT	ISO 10545-8	<b>METODO DISPONIBILE</b> AVAILABLE ON REQUEST	≤ 7x10 <sup>-4</sup> °C <sup>-1</sup>
 <b>RESISTENZA AGLI SBALZI TERMICI</b> RESISTANCE TO SUDDEN TEMPERATURE CHANGES	ISO 10545-9	<b>METODO DISPONIBILE</b> AVAILABLE ON REQUEST	<b>RESISTE</b> RESISTANT
 <b>RESISTENZA AL GELO</b> FROST RESISTANCE	ISO 10545-12	<b>RICHIESTA</b> ALWAYS TESTED	<b>RESISTE</b> RESISTANT
 <b>PRODOTTI CHIMICI AD USO DOMESTICO ED ADDITIVI PER PISCINA</b> HOUSEHOLD CHEMICALS AND SWIMMING POOL WATER CLEANSERS		min. B МИН. B	min. B МИН. B
<b>ACIDI ED ALCALI A BASSA CONCENTRAZIONE</b> ACIDS AND LOW CONCENTRATION ALKALIS	ISO 10545-13	<b>DA LA, LB A LC</b> FROM LA, LB TO LC	<b>DA LA, LB A LC</b> FROM LA, LB TO LC
<b>ACIDI ED ALCALI AD ALTA CONCENTRAZIONE</b> ACIDS AND HIGH CONCENTRATION ALKALIS		<b>METODO DISPONIBILE</b> AVAILABLE ON REQUEST	<b>METODO DISPONIBILE</b> AVAILABLE ON REQUEST
 <b>RESISTENZA ALLE MACCHIE UGL</b> STAIN RESISTANCE UGL		<b>METODO DISPONIBILE</b> AVAILABLE ON REQUEST	<b>METODO DISPONIBILE</b> AVAILABLE ON REQUEST
<b>RESISTENZA ALLE MACCHIE GL</b> STAIN RESISTANCE GL	ISO 10545-14	min. 3 МИН. 3	min. 3 МИН. 3

\* VALORI RIFERITI AL FORMATO 60X60 / VALUES REFERRED TO 60X60 SIZE

## Symbologia Symbols







imolaceramica.com

Marketing CC Imola

### INDICAZIONI D'USO INDICATIONS FOR USE

-  Pavimento  
Floor tiles
-  Rivestimento  
Wall tiles

### DESTINAZIONI D'USO SUGGESTED APPLICATIONS

-  Abitazioni  
Domestic purpose
-  Commerciale leggero  
Light commercial
-  Commerciale  
Commercial
-  Esterni  
Outdoor floor


### SUPERFICI SURFACES

- Finitura**  
Finish
-  Naturale  
Natural

### Aspetto superficiale Surface look

-  Opaco  
Matt

### Bordo Edge

-  Rettificato monocalibro  
Monocaliber, rectified


### STONALIZZAZIONE SHADE VARIATION

-  V2

### SPESSORE THICKNESS

-  6,5
-  10
-  20

### CARATTERISTICHE DI VENDITA SALES CHARACTERISTICS

-  Prodotto venduto al pezzo.  
Product sold per item.

Tutti i nostri prodotti, sia al mq che al pezzo, sono venduti unicamente a scatola completa.  
All our products are sold only in complete boxes, whether the unit of measure is per item or per square metre.



A brand of  
Cooperativa Ceramica d'Imola S.c.

Via V. Veneto, 13  
40026 Imola (BO) Italia  
Tel. +39 0542 601601  
Fax +39 0542 31749

