



azuma

---

the zen and the art of concrete

Azuma è la materializzazione di una nuova filosofia di design che si ispira al modo del tutto particolare di concepire i luoghi dell'abitare, e la stessa idea di spazialità, in Giappone.

A partire dalla suggestione materica, Imola rimanda all'uso che alcune correnti architettoniche del paese hanno fatto del cemento per proporre soluzioni radicalmente innovative e al tempo stesso pienamente calate in una tradizione millenaria.

Tutto ciò si incarna in un prodotto ceramico che rappresenta la sintesi armonica tra rigore industriale e cura del dettaglio artigianale, corporeità e leggerezza, ricerca della funzionalità e aspirazione estetica. Essenzialità e Bellezza.

5 colori, svariati formati e superfici e una gamma di decori ricavati da alcuni archetipi visivi dell'architettura giapponese.

Azuma mette al centro il rapporto tra uomo e spazio circostante e trova in una elegante spiritualità progettuale la chiave per soddisfarlo pienamente.

Azuma is the embodiment of a new design philosophy inspired by Japan and its unique concept of space and residential design.

Based on the complex material character of concrete, Imola offers solutions that are radically innovative while also being steeped in traditions stretching back thousands of years.

All this is expressed in a ceramic product that represents a harmonious synthesis of industrial precision and craftsman-like care, solidity and lightness, carefully researched functionality and aesthetic inspiration.

Gracefully minimalist 5 colours, various formats and surfaces, and a range of decorations taken from archetypal Japanese architecture.

Thanks to its vision of elegant compositional spirituality as the key to true satisfaction, Azuma puts our relationship with the space around us at the centre of everything.





A ROOM IS A WORLD



AZMA 12CG RM  
AZMA6 DK260DG





AZMA 120AG RM  
AZMA 12AG RM  
AZMA6 260AG RM





AZMA 120AG RM  
AZMA 12AG RM



AZMA6 260AG RM  
AZMA 120AG RM





LISTEN TO ARCHITECTURE



AZMA 120DG RM  
AZMA6 260DG RM  
AZMA RB12DG RM





AZMA DK12G  
AZMA 12G RM  
AZMA 120N RM





AZMA 90G RM  
AZMA 49G RM  
AZMA L2X60  
AZMA 49CG RM



WHAT YOU LIVE IS WHERE YOU LIVE



AZMA 120AG RM  
AZMA 12AG RM  
AZMA6 260AG RM





AZMA 90CG RM  
AZMA 49CG RM  
AZMA L2X60



# AZUMA

COLOR BODY PORCELAIN TILE / GRES PORCELLANATO COLORATO IN MASSA

CONFORME / ACCORDING TO  
UNI EN 14411 - G Bla


AZUMA




## CG



AZMA6 DK260CG  
120X260 - 48"X103"



120X260 - 48"X103"



120X120 - 48"X48"



60X120 - 24"X48"



AZMA6 260CG RM


AZMA6 120CG RM

AZMA6 12CG RM


## AG




AZMA6 DK260AG  
120X260 - 48"X103"



120X260 - 48"X103"



120X120 - 48"X48"



60X120 - 24"X48"




AZMA6 260AG RM

AZMA6 120AG RM


AZMA6 12AG RM



## G




AZMA6 DK260G  
 120X260 - 48"X103"  



120X260 - 48"X103"



120X120 - 48"X48"



60X120 - 24"X48"





AZMA6 260G RM


AZMA6 120G RM

AZMA6 12G RM


## DG



AZMA6 DK260DG  
 120X260 - 48"X103"  



120X260 - 48"X103"



120X120 - 48"X48"



60X120 - 24"X48"



AZMA6 260DG RM

AZMA6 120DG RM

AZMA6 12DG RM



# AZUMA



AZUMA

COLOR BODY PORCELAIN TILE / GRES PORCELLANATO COLORATO IN MASSA

CONFORME / ACCORDING TO  
UNI EN 14411 - G Bla



## N




AZMA6 DK260N  
120X260 - 48"X103"



120X260 - 48"X103"



120X120 - 48"X48"



60X120 - 24"X48"



AZMA6 260N RM

AZMA6 120N RM

AZMA6 12N RM



AZMA 120DG RM  
AZMA6 260DG RM  
AZMA RB12DG RM



COLOR BODY PORCELAIN TILE / GRES PORCELLANATO COLORATO IN MASSA  
 CONFORME / ACCORDING TO  
 UNI EN 14411 - G Bla




## CG

## AG



AZMA DK12CG 60X120 - 24"x48"  
 AZMA L2X60 2X60 - 0.8"x24"



120X120 - 48"x48"



60X120 - 24"x48"



60X60 - 24"x24"



30X60 - 12"x24"



AZMA 120CG RM

AZMA 12CG RM

AZMA 60CG RM

AZMA 36CG RM



90X90 - 36"x36"



45X90 - 18"x36"



30X30 - 12"x12"



45X45 - 18"x18"



AZMA 90CG RM


AZMA 49CG RM

MK.AZMA 30CG


AZMA 45CG



AZMA DK12AG 60X120 - 24"x48"  
 AZMA L2X60 2X60 - 0.8"x24"



120X120 - 48"x48"



60X120 - 24"x48"



60X60 - 24"x24"



30X60 - 12"x24"



AZMA 120AG RM

AZMA 12AG RM

AZMA 60AG RM

AZMA 36AG RM



90X90 - 36"x36"



45X90 - 18"x36"



30X30 - 12"x12"



45X45 - 18"x18"



AZMA 90AG RM

AZMA 49AG RM

MK.AZMA 30AG

AZMA 45AG





COLOR BODY PORCELAIN TILE / GRES PORCELLANATO COLORATO IN MASSA  
 CONFORME / ACCORDING TO  
 UNI EN 14411 - G Bla



## G

## DG



AZMA DK12G  
60X120 - 24"x48"

AZMA L2X60  
2X60 - 0.8"x24"



120X120 - 48"x48"



60X120 - 24"x48"



60X60 - 24"x24"



30X60 - 12"x24"



AZMA 120G RM

AZMA 12G RM

AZMA 60G RM

AZMA 36G RM



90X90 - 36"x36"



45X90 - 18"x36"



30X30 - 12"x12"



45X45 - 18"x18"



AZMA 90G RM

AZMA 49G RM

MK.AZMA 30G

AZMA 45G



AZMA DK12DG  
60X120 - 24"x48"

AZMA L2X60  
2X60 - 0.8"x24"



120X120 - 48"x48"



60X120 - 24"x48"



60X60 - 24"x24"



30X60 - 12"x24"



AZMA 120DG RM

AZMA 12DG RM

AZMA 60DG RM

AZMA 36DG RM



90X90 - 36"x36"



45X90 - 18"x36"



30X30 - 12"x12"



45X45 - 18"x18"



AZMA 90DG RM

AZMA 49DG RM

MK.AZMA 30DG

AZMA 45DG







Non poteva mancare per Imola, brand contemporaneo che soddisfa ogni esigenza di stile e di funzionalità, l'inserimento in gamma, per tutti i propri progetti best seller, di nuovi articoli per gli spazi esterni.

Una scelta in linea con le ultime esigenze dell'abitare e del gardening, ove al tradizionale gres porcellanato da esterno a spessore normale, la proposta si completa con l'alto spessore 20 mm e da nuovi pezzi speciali, diversificati, per specifici utilizzi.

La soluzione ideale per realizzare camminamenti, terrazze, patii e altre soluzioni progettuali nei pressi di giardini, cortili, piscine e altri contesti di outdoor design.

Sinonimo di alte performance tecniche, quali la durevolezza e le proprietà meccaniche, completamente privo di porosità e ingelivo, il 20 mm è un prodotto facilmente pulibile, solido, ecosostenibile, dallo stile dinamico e contemporaneo, disponibile in una gamma ampia e diversificata di soluzioni estetiche, di colori e di formati.

#### I VANTAGGI DEL 20 MM.

- \_ Monolitico.
- \_ Ecosostenibile.
- \_ Igienico.
- \_ Ignifugo.
- \_ Ingelivo.
- \_ Antiscivolo.
- \_ Resistente all'usura.
- \_ Resistente agli attacchi chimici.
- \_ Resistente ai carichi di rottura.
- \_ Resistente agli sbalzi termici.
- \_ Resistente alle macchie.
- \_ Inattaccabile da muffe e muschi.
- \_ Facile da pulire.
- \_ Facile da posare.
- \_ Facile da rimuovere.

A must for Imola, the modern brand that meets with every style and practicality requirement just had to add new items for outside areas to its range, for all its best seller projects.

A choice made in line with the latest living and gardening demands, where the traditional porcelain stoneware for outside use with a normal thickness is completed with the thicker 20 mm proposal and new special, diversified pieces for specific purposes.

The ideal solution for walkways, terraces, patios and other projects around gardens, courtyards, swimming pools and other outdoor design solutions.

Synonymous with high tech. performance such as being long lasting and its mechanical features, completely porosity-free and frost-proof, the 20 mm product can be cleaned easily, is solid, eco-sustainable with a dynamic, modern style, available in a vast and varying range of aesthetic solutions, colours and shapes.

#### ADVANTAGES OF THE 20 MM.

- \_ Monolithic.
- \_ Eco-sustainable.
- \_ Hygienic.
- \_ Fireproof.
- \_ Frost-proof.
- \_ Skid-proof.
- \_ Resistant to wear.
- \_ Resistant to chemical corrosion.
- \_ Resistant to tensile strength.
- \_ Resistant to sudden changes in temperature.
- \_ Stain resistant.
- \_ Resistant to mould and moss.
- \_ Easy to clean.
- \_ Easy to lay.
- \_ Easy to remove.

OUTDOOR

10 mm

THICKNESS

20 mm











1877 THE FLAT




AZMA 60CG AS RM  
AZMA BP60CG AS  
AZMA GP60CG AS



COLOR BODY PORCELAIN TILE / GRES PORCELLANATO COLORATO IN MASSA

CONFORME / ACCORDING TO  
UNI EN 14411 - G Bla



	10mm	20mm	
			
	60X120-24"x48"	90X90-36"x36"	60X60-24"x24"
CG	AZMA RB12CG RM	AZMA 90CG AS RM	AZMA 60CG AS RM
AG	AZMA RB12AG RM		
G	AZMA RB12G RM	AZMA 90G AS RM	AZMA 60G AS RM
DG	AZMA RB12DG RM	AZMA 90DG AS RM	AZMA 60DG AS RM
N	AZMA RB12N RM		

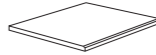
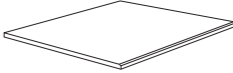
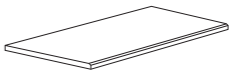
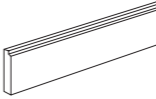
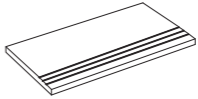
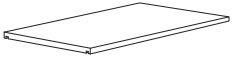
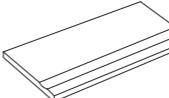
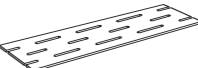
IMBALLI / PACKAGING

FORMATO NOMINALE NOMINAL SIZE	BORDO EDGE	SPESSORE THICKNESS	SCATOLA / BOX			PALLET		
			PZ/BOX PCS/BOX	MQ/BOX SM/BOX	KG/BOX KG/BOX	BOX/PALLET BOXES/PALLET	MQ/PALLET SM/PALLET	KG/PALLET KG/PALLET
60X120-24"x48"	RECTIFIED	10	2	1,44	32,06	30	43,20	981,65

CARATTERISTICHE TECNICHE SPECIFICHE / TECHNICAL FEATURES SPECIFICATIONS

	DIN 51130 (R)	DIN 51097 (A+B+C)	BCR REP. CEC 6/81		DM 14/6/89 N. 236		PENDULUM TEST BS (INGLESE)	PENDULUM TEST AS/NZS 4856:2004 (AUSTRALIANO)	PENDULUM TEST UNE ENV 12633:2003 (SPAGNOLO)	BOT 3000 (DCOF)
			G.A.	G.B.	C.A.	G.B.				
			AVERAGE VALUE							
AZMA RB	R11	B+C	>0.4	>0.4	>0.4	>0.4	>36	>45	3	>0,42
AZMA AS	R11	B+C	>0.4	>0.4	>0.4	>0.4	>36	>45	3	>0,42

20 PEZZI SPECIALI / SPECIAL PIECES

			
	SQUARE BORDER* costa lucida SQUARE BORDER* polished edge 60X60-24"x24" △ 2	SQUARE BORDER* costa lucida SQUARE BORDER* polished edge 90X90-36"x36" △ 1	GRADONE* costa lucida TERRACE* polished edge 33X60-13"x24" △ 4
CG	AZMA SB60CG AS	AZMA SB90CG AS	AZMA GR336CG AS
G	AZMA SB60G AS	AZMA SB90G AS	AZMA GR336G AS
DG	AZMA SB60DG AS	AZMA SB90DG AS	AZMA GR336DG AS
			
	ALZATA gocciolatoio RISE dripstone 20X60-8"x24" △ 4	STEP righe costa lucida STEP stripes polished edge 30X60-12"x24" △ 4	TOP gocciolatoio coste lucide TOP dripstone polished edges 30X60-12"x24" △ 4
CG	AZMA AZ60CG AS	AZMA S 60CG AS	AZMA TOP60CG AS
G	AZMA AZ60G AS	AZMA S 60G AS	AZMA TOP60G AS
DG	AZMA AZ60DG AS	AZMA S 60DG AS	AZMA TOP60DG AS
			
	BORDO PISCINA* costa lucida POOL EDGE* polished edge 30X60-12"x24" △ 4	GRIGLIA PISCINA* POOL GRILLE* 20X60-8"x24" △ 2	
CG	AZMA BP60CG AS	AZMA GP60CG AS	
G	AZMA BP60G AS	AZMA GP60G AS	
DG	AZMA BP60DG AS	AZMA GP60DG AS	

IMBALLI / PACKAGING

FORMATO NOMINALE NOMINAL SIZE	BORDO EDGE	SPESSORE THICKNESS	SCATOLA / BOX			PALLET		
			PZ/BOX PCS/BOX	MQ/BOX SM/BOX	KG/BOX KG/BOX	BOX/PALLET BOXES/PALLET	MQ/PALLET SM/PALLET	KG/PALLET KG/PALLET
90X90-36"x36"	RECTIFIED	20	1	0,81	36,92	30	24,30	1127,67
60X60-24"x24"	RECTIFIED	20	2	0,72	33,15	32	23,04	1080,80

\* Angolari DX e SX disponibili a richiesta. / \* RH and LH angle bracket available on request.

I pezzi speciali ed i fondi possono presentare leggere differenze di tonalità fra di loro. / Special pieces and backgrounds can have slightly different shades from one another.





Il bordo può mostrare una piccola diversità cromatica fra la superficie ed il corpo del pezzo ceramico. / There can be a slight colour difference on the edge between the surface and the main ceramic piece.



# Caratteristiche Tecniche Gres Porcellanato

## Technical Specifications Porcelain Stoneware

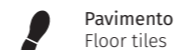
CONFORME / ACCORDING TO  
UNI EN 14411 - G Bla

CARATTERISTICA Specification	METODO DI PROVA Test methods	REQUISITI PREVISTI DALLA NORMA Requirements in accordance to the standards	VALORE MEDIO Average value
 <b>DIMENSIONI E ASPETTO</b> DIMENSIONS AND APPEARANCE	ISO 10545-2	PROSPETTO G.1 PROSPECT G.1	CONFORME COMPLIANT
 <b>ASSORBIMENTO D'ACQUA</b> WATER ABSORPTION	ISO 10545-3	≤0,5%	< 0,1%
 <b>RESISTENZA A FLESSIONE</b> FLEXURAL RESISTANCE		min./МИН 35 N/mm <sup>2</sup>	> 45 N/mm <sup>2</sup>
<b>SFORZO DI ROTTURA</b> MODULUS OF RUPTURE	ISO 10545-4	<b>SPESSORE / THICKNESS</b> ≥ 7,5 mm: min. 1300N	6,5 mm 1800 N* <b>SPESSORE* THICKNESS*</b> 10 mm 3000 N* 20 mm 13000 N*
 <b>RESISTENZA ALL'ABRAZIONE PROFONDA</b> DEEP ABRASION RESISTANCE	ISO 10545-6	≤ 175 mm <sup>3</sup>	< 140 mm <sup>3</sup>
 <b>COEFFICIENTE DILATAZIONE TERMICA LINEARE (α)</b> LINEAR EXPANSION THERMIC COEFFICIENT	ISO 10545-8	METODO DISPONIBILE AVAILABLE ON REQUEST	≤ 7x10 <sup>-6</sup> °C <sup>-1</sup>
 <b>RESISTENZA AGLI SBALZI TERMICI</b> RESISTANCE TO SUDDEN TEMPERATURE CHANGES	ISO 10545-9	METODO DISPONIBILE AVAILABLE ON REQUEST	RESISTE RESISTANT
 <b>RESISTENZA AL GELO</b> FROST RESISTANCE	ISO 10545-12	RICHIESTA ALWAYS TESTED	RESISTE RESISTANT
 <b>PRODOTTI CHIMICI AD USO DOMESTICO ED ADDITIVI PER PISCINA</b> HOUSEHOLD CHEMICALS AND SWIMMING POOL WATER CLEANSERS		min. B МИН. В	min. B МИН. В
<b>ACIDI ED ALCALI A BASSA CONCENTRAZIONE</b> ACIDS AND LOW CONCENTRATION ALKALIS	ISO 10545-13	DA LA, LB A LC FROM LA, LB TO LC	DA LA, LB A LC FROM LA, LB TO LC
<b>ACIDI ED ALCALI AD ALTA CONCENTRAZIONE</b> ACIDS AND HIGH CONCENTRATION ALKALIS		METODO DISPONIBILE AVAILABLE ON REQUEST	METODO DISPONIBILE AVAILABLE ON REQUEST
 <b>RESISTENZA ALLE MACCHIE UGL</b> STAIN RESISTANCE UGL		METODO DISPONIBILE AVAILABLE ON REQUEST	METODO DISPONIBILE AVAILABLE ON REQUEST
<b>RESISTENZA ALLE MACCHIE GL</b> STAIN RESISTANCE GL	ISO 10545-14	min. 3 МИН. 3	min. 3 МИН. 3

\* VALORI RIFERITI AL FORMATO 60X60 / VALUES REFERRED TO 60X60 SIZE

## Symbologia Symbols

### INDICAZIONI D'USO INDICATIONS FOR USE



Pavimento  
Floor tiles



Rivestimento  
Wall tiles

### DESTINAZIONI D'USO SUGGESTED APPLICATIONS



Abitazioni  
Domestic purpose



Commerciale leggero  
Light commercial



Commerciale  
Commercial



Esterni  
Outdoor floor

### SUPERFICI SURFACES

Finitura  
Finish



Naturale  
Natural

Aspetto superficiale  
Surface look



Opaco  
Matt

Bordo  
Edge



RM  
Rettificato monocalibro  
Monocaliber, rectified

### STONALIZZAZIONE SHADE VARIATION



### SPESSORE THICKNESS



### CARATTERISTICHE DI VENDITA SALES CHARACTERISTICS

△ Prodotto venduto al pezzo.  
Product sold per item.

Tutti i nostri prodotti, sia al mq che al pezzo, sono venduti unicamente a scatola completa.  
All our products are sold only in complete boxes, whether the unit of measure is per item or per square metre.



<http://evaluation.cstb.fr/fr/rechercher/produits-evalues/?prestations=qb32>





[imolaceramica.com](http://imolaceramica.com)

Marketing CC Imola



A brand of  
Cooperativa Ceramica d'Imola S.c.

Via V. Veneto, 13  
40026 Imola (BO) Italia  
Tel. +39 0542 601601  
Fax +39 0542 31749



