



tube

ticket to style



Tube assorbe e restituisce le vibrazioni che scandiscono il ritmo vitale delle metropoli, crocevia instancabili di storie e **contaminazioni**.

Catturando questa straordinaria intensità, Imola ha dato vita a un nuovo prodotto dal suggestivo **sapore metallico** che nelle ricche potenzialità combinatorie tra formati, colori, finiture e pezzi speciali rimanda ad alcuni elementi iconici della dimensione urbana contemporanea.

Il risultato è un progetto che coniuga sensibilità **underground ed eleganza** metropolitana, senso del vissuto e stile impeccabile, passione per i **materiali segnati dal tempo** e gusto per i recuperi ispirati, quali vetrate e muri di edifici oramai abbandonati.

Tube absorbs and recreates the vibrations that make up the vital rhythms of the contemporary metropolis and all its endless experiences and **hybrids**.

To capture this extraordinary level of intensity, Imola has created a new product with a distinctive **metallic style** that offers endless possibilities thanks to a wide range of formats, colours, finishes and special pieces featuring iconic elements of contemporary urban culture.

The result is a collection that combines an **underground mood with metropolitan elegance**, a sense of lived-in comfort with impeccable style, and a passion for **time-worn materials** with inspired regeneration, like windows and walls from abandoned buildings.



A ROOM IS A WORLD





TUBE6 120W RM
BRICKLANE 260

LLISTEN TO ARCHITECTURES

CAMDEN 260
TUBE 120G RM
BRICKLANE 260



CAMDEN 260
BRICKLANE 260
TUBE 120G RM





TUBE6 260T RM
TUBE 120T RM

WHAT YOU LIVE
IS WHERE YOU LIVE



TUBE6 260N RM



BRICKLANE 260
TUBE6 120W RM





TUBE 12G RM



TUBE 12N RM



TUBE 120T RM
TUBE6 260T RM



BRICKLANE 260
TUBE 120T RM



TUBE

GRES PORCELLANATO A TUTTO SPESSORE / FULL BODY PORCELAIN TILE

ISO 13006 - G - Bla UGL (E ≤ 0,5%) UNI EN 14411 - G

TUBE



T




20

W



21




120X260 - 48"X103"




120X120 - 48"X48"



60X120 - 24"X48"



120X260 - 48"X103"



120X120 - 48"X48"



60X120 - 24"X48"



TUBE6 260T RM

TUBE6 120T RM

TUBE6 12T RM



TUBE6 260W RM

TUBE6 120W RM

TUBE6 12W RM



TUBE


TUBE

GRES PORCELLANATO A TUTTO SPESSORE / FULL BODY PORCELAIN TILE

ISO 13006 - G - Bla UGL (E ≤ 0,5%) UNI EN 14411 - G



G



22

N



23



120X260 - 48"X103"




120X120 - 48"X48"



60X120 - 24"X48"



120X260 - 48"X103"



120X120 - 48"X48"



60X120 - 24"X48"



TUBE6 260G RM

TUBE6 120G RM

TUBE6 12G RM



TUBE6 260N RM

TUBE6 120N RM

TUBE6 12N RM



TUBE

GRES PORCELLANATO A TUTTO SPESSORE / FULL BODY PORCELAIN TILE

ISO 13006 - G - Bla UGL (E ≤ 0,5%) UNI EN 14411 - G



BRICKLANE 260
120X260 - 48"X103"



CAMDEN 260
120X260 - 48"X103"

24



TUBE

TUBE

GRES PORCELLANATO A TUTTO SPESSORE / FULL BODY PORCELAIN TILE

ISO 13006 - G - Bla UGL (E ≤ 0,5%) UNI EN 14411 - G



T

W

G

N



26



TUBE T
TUBE W



120X120 - 48"X48"



60X120 - 24"X48"



60X60 - 24"X24"



30X30 - 12"X12"

TUBE 120T RM

TUBE 12T RM

TUBE 60T RM

MK.TUBE 30T

TUBE 120W RM

TUBE 12W RM

TUBE 60W RM

MK.TUBE 30W


27



TUBE G
TUBE N



120X120 - 48"X48"



60X120 - 24"X48"



60X60 - 24"X24"



30X30 - 12"X12"

TUBE 120G RM

TUBE 12G RM

TUBE 60G RM

MK.TUBE 30G

TUBE 120N RM

TUBE 12N RM

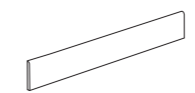
TUBE 60N RM

MK.TUBE 30N

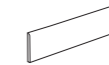
PEZZI SPECIALI / SPECIAL PIECES



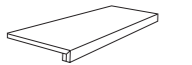
T
W
G
N



6X120 - 2.4"X48" △



6X60 - 2.4"X24" △



120X32,5 - 48"X12.8" △

TUBE BT120T

TUBE BT60T

TUBE G120T

TUBE BT120W

TUBE BT60W

TUBE G120W

TUBE BT120G

TUBE BT60G

TUBE G120G

TUBE BT120N

TUBE BT60N













TUBE G120N



CARATTERISTICHE TECNICHE GRES PORCELLANATO

TECHNICAL SPECIFICATIONS PORCELAIN STONEWARE

UNI EN 14411 (ISO 13006) - Bla (appendice G)

CARATTERISTICA SPECIFICATION	METODO DI PROVA TEST METHODS	REQUISITI PREVISTI DALLA NORMA REQUIREMENTS IN ACCORDANCE TO THE STANDARDS	VALORE MEDIO IMOLA IMOLA AVERAGE VALUE
 DIMENSIONI E ASPETTO DIMENSIONS AND APPEARANCE	ISO 10545-2	PROSPETTO G.1 PROSPECT G.1	CONFORME COMPLIANT
 ASSORBIMENTO D'ACQUA WATER ABSORPTION	ISO 10545-3	≤ 0,5%	< 0,1%
 RESISTENZA A FLESSIONE FLEXURAL RESISTANCE		min. 35 N/mm ²	> 45 N/mm ²
 SFORZO DI ROTTURA MODULUS OF RUPTURE	ISO 10545-4	SPESSORE - THICKNESS ≥ 7,5 mm: min. 700N	8,5 mm* 2500 N*
			12 mm* 5000 N*
		SPESSORE - THICKNESS < 7,5 mm: min. 1300N	14 mm* 6500 N*
			20 mm** 11000 N**
 RESISTENZA ALL'ABRASIONE PROFONDA DEEP ABRASION RESISTANCE	ISO 10545-6	≤ 175 mm ³	< 140 mm ³
 RESISTENZA ALL'ABRASIONE SUPERFICIALE RESISTANCE TO SURFACE ABRASION	ISO 10545-7	CLASSI 0-5 CLASSES 0-5	COME INDICATO IN CATALOGO AS INDICATED IN THE CATALOGUE
 COEFFICIENTE DILATAZIONE TERMICA LINEARE (A) LINEAR EXPANSION THERMIC COEFFICIENT	ISO 10545-8	METODO DISPONIBILE AVAILABLE ON REQUEST	≤ 7x10 ⁻⁶ °C ⁻¹
 RESISTENZA AGLI SBALZI TERMICI RESISTANCE TO SUDDEN TEMPERATURE CHANGES	ISO 10545-9	METODO DISPONIBILE AVAILABLE ON REQUEST	RESISTE RESISTANT
 RESISTENZA AL GELO FROST RESISTANCE	ISO 10545-12	RICHIESTA ALWAYS TESTED	RESISTE RESISTANT
 PRODOTTI CHIMICI AD USO DOMESTICO ED ADDITIVI PER PISCINA HOUSEHOLD CHEMICALS AND SWIMMING POOL WATER CLEANSERS		min. B	min. B
	ACIDI ED ALCALI A BASSA CONCENTRAZIONE ACIDS AND LOW CONCENTRATION ALKALIS	ISO 10545-13	DA LA, LB A LC FROM LA, LB TO LC
ACIDI ED ALCALI AD ALTA CONCENTRAZIONE ACIDS AND HIGH CONCENTRATION ALKALIS		METODO DISPONIBILE AVAILABLE ON REQUEST	METODO DISPONIBILE AVAILABLE ON REQUEST
 RESISTENZA ALLE MACCHIE STAIN RESISTANCE	ISO 10545-14	METODO DISPONIBILE AVAILABLE ON REQUEST	min. 3
 STABILITÀ DEI COLORI ALLA LUCE COLOUR STABILITY TO LIGHT	DIN 51094	NON DEVONO PRESENTARE APPREZZABILI VARIAZIONI DI COLORE THEY DO NOT HAVE TO SHOW VISIBLE COLOUR ALTERATION	CONFORME COMPLIANT

*SPESSORI RIFERITI AL FORMATO 20X20 - THICKNESSES REFERRED TO 20X20 SIZE

**SPESSORI RIFERITI AL FORMATO 60X60 - THICKNESSES REFERRED TO 60X60 SIZE

CARATTERISTICHE TECNICHE SPECIFICHE / TECHNICAL FEATURES SPECIFICATIONS

TUBE	DIN 51130 (R)	DIN 51097 (A+B+C)	BCR REP. CEC 6/81		DM 14/6/89 N. 236		PENDULUM TEST BS (INGLESE)	PENDULUM TEST AS/NZS 4856:2004 (AUSTRALIANO)	PENDULUM TEST UNE ENV 12633:2003 (SPAGNOLO)	BOT 3000 (DCOF)
			g.a.	g.b.	c.a.	g.b.				average value
	R9	A	-	-	-	-	>25	>25	1	>0,42

SIMBOLOGIA

SYMBOLS

INDICAZIONI D'USO

INDICATIONS FOR USE

-  Pavimento
Floor tiles
-  Rivestimento
Wall tiles

DESTINAZIONI D'USO

SUGGESTED APPLICATIONS

-  Abitazioni
Domestic purpose
-  Commerciale leggero
Tiles for light commercial
-  Commerciale
Retail

STRUTTURA

STRUCTURE

LI Liscio
Flat

FINITURA

FINISH

N Naturale
Natural

ASPETTO SUPERFICIALE

SURFACE LOOK

 Opaco
Matt

BORDO

EDGE

RM Rettificato monocalibro
Monocaliber, rectified

STONALIZZAZIONE

SHADE VARIATION

V2

CARATTERISTICHE DI VENDITA

SALES CHARACTERISTICS

 Prodotto venduto al pezzo.
Product sold per item.

Tutti i nostri prodotti, sia al mq che al pezzo, sono venduti unicamente a scatola completa.
All our products are sold only in complete boxes, whether the unit of measure is per item or per square metre.

COORDINAMENTO
MARKETING CC IMOLA



imolaceramica.it



**A brand of
Cooperativa Ceramica d'Imola S.c.**

Via V. Veneto, 13
40026 Imola (BO) Italia
Tel. +39 0542 601601
Fax +39 0542 31749