



koala

wood mood



Koala trae ispirazione dalle forme più pregiate di legno di eucalipto, pianta che trova in Australia uno dei propri principali luoghi di elezione ed è utilizzata da secoli per la produzione di componenti di arredo ed elementi architettonici di straordinario valore estetico e funzionale.

Prendendo spunto dalle qualità di questa materia, Imola ha dato forma ad una nuova collezione che si caratterizza per la grafica pulita, appena mossa da delicate venature, e superfici morbide che restituiscono una sensazione di sobria e naturale eleganza.

Una proposta che evoca il respiro vitale di un Paese grande come un continente e lo trasmette alle più svariate tipologie di ambientazione in ambito residenziale e commerciale.



Koala takes its inspiration from the prestigious forms of eucalyptus wood, a plant that grows principally in Australia, where for centuries it has been used to produce furniture and stylish and functional architectural features.

Based on the quality of this material, Imola has designed a new project that stands out for its perfect wood effects, sharp graphics, delicate graining and soft surfaces. All of which creates a unique sensation of sober and natural elegance.

It is a collection that evokes the vital mood of a country as large as a continent and transmits it to a vast number of residential and retail environments.



CHAPTER 01
A room is a world





CHAPTER 02
Listen to architecture



KOALA6 2424A RM





KOALA6 2424BSRM

*Superfici morbide che restituiscono una
sensazione di sobria e naturale eleganza*



Soft surfaces that return a
feeling of sober and natural elegance



KOALA6 240BS RM
KOALA6 2424BSRM

CHAPTER 3
What you live is where you live



KOALA6 2012B RM
KOALA6 240B RM




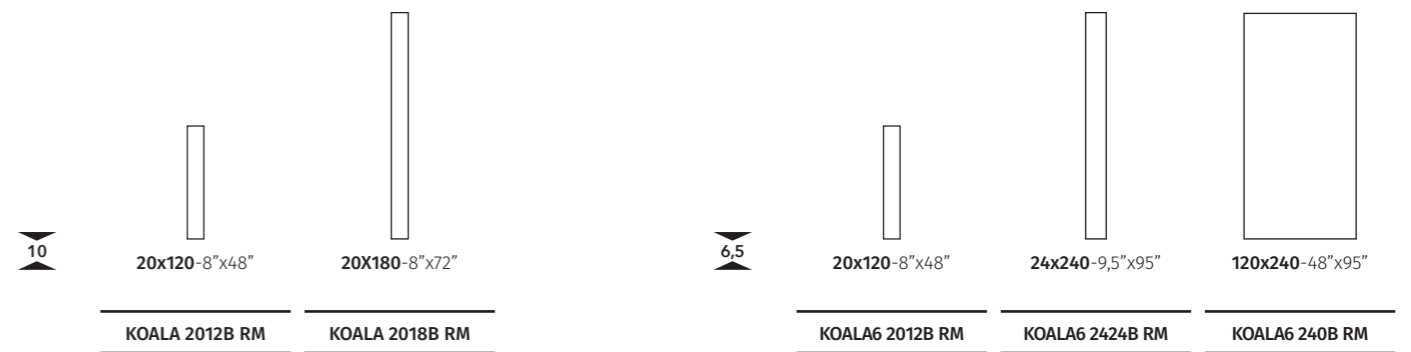
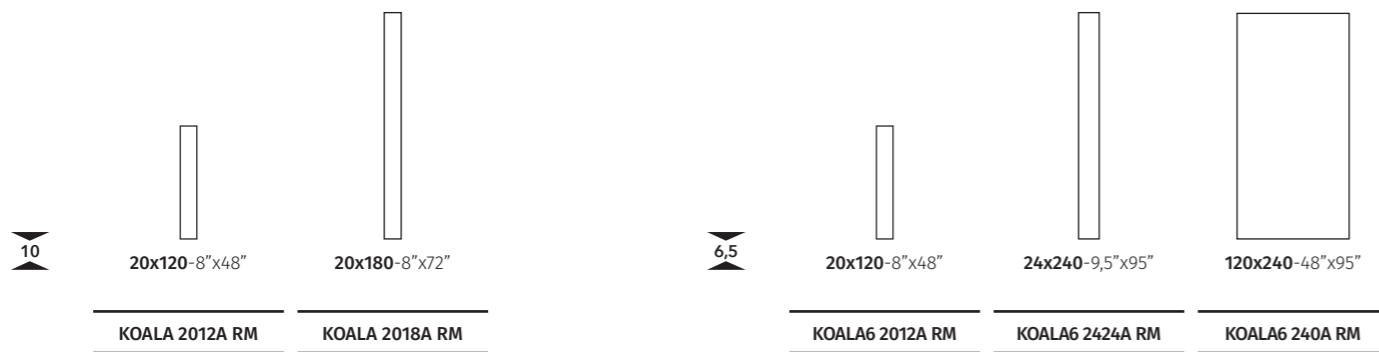


KOALA 2018T RM


KOALA

Gres porcellanato a massa colorata / Coloured body porcelain tile

ISO 13006 - G - BIA (E<0,5%) UNI EN 14411 - G



MK.KOALA 30A
30X30-12"x12"



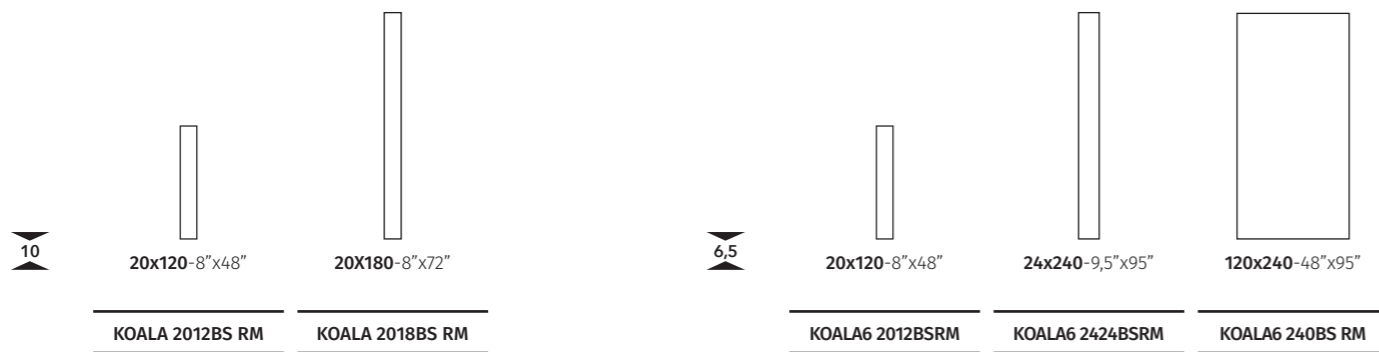


MK.KOALA 30B
30X30-12"x12"

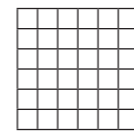
KOALA

Gres porcellanato a massa colorata / Coloured body porcelain tile

ISO 13006 - G - Bla (E<0,5%) UNI EN 14411 - G



MK.KOALA 30BS
30X30-12"x12"



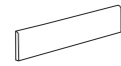
MK.KOALA 30T
30X30-12"x12"

KOALA

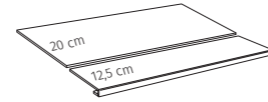
Gres porcellanato a massa colorata / Coloured body porcelain tile

ISO 13006 - G - BIA (E<0,5%) UNI EN 14411 - G

Pezzi speciali / Special pieces



6x120-2.4"x48" △



120x32,5-48"x12,8" △

A	KOALA BT120A	KOALA GK120A
B	KOALA BT120B	KOALA GK120B
BS	KOALA BT120BS	KOALA GK120BS
T	KOALA BT120T	KOALA GK120T

Caratteristiche tecniche specifiche / Technical features specifications

KOALA	DIN 51130 (R)	DIN 51097 (A+B+C)	BCR REP. CEC 6/81		DM 14/6/89 N. 236		PENDULUM TEST BS (INGLESE)	PENDULUM TEST AS/NZS 4856:2004 (AUSTRALIANO)	PENDULUM TEST UNE ENV 12633:2003 (SPAGNOLO)	BOT 3000 (DCOF) average value
			g.a.	g.b.	c.a.	g.b.				
	R9	A	>0.4	>0.4	>0.4	>0.4	>36	>35	1	0,54



KOALA6 240BS RM
KOALA6 2424BSRM

KOALA

Gres porcellanato a tutto spessore / Full body porcelain tile

ISO 13006 - G - Bla UGL (E ≤ 0,5%) UNI EN 14411 - G



A

120x240-48"x95"

KOALA6 240A RM



B

120x240-48"x95"

KOALA6 240B RM



BS

120x240-48"x95"

KOALA6 240BS RM















T

120x240-48"x95"

KOALA6 240T RM

CARATTERISTICHE TECNICHE GRES PORCELLANATO

TECHNICAL SPECIFICATIONS PORCELAIN STONEWARE
UNI EN 14411 (ISO 13006) - Bla (appendice G)

CARATTERISTICA SPECIFICATION	METODO DI PROVA TEST METHODS	REQUISITI PREVISTI DALLA NORMA REQUIREMENTS IN ACCORDANCE TO THE STANDARDS	VALORE MEDIO CERAMICA CERAMICA AVERAGE VALUE
 DIMENSIONI E ASPETTO DIMENSIONS AND APPEARANCE	ISO 10545-2	PROSPETTO G.1 PROSPECT G.1	CONFORME COMPLIANT
 ASSORBIMENTO D'ACQUA WATER ABSORPTION	ISO 10545-3	≤ 0,5%	≤ 0,1%
 RESISTENZA A FLESSIONE FLEXURAL RESISTANCE		min. 35 N/mm ²	> 45 N/mm ²
 SFORZO DI ROTTURA MODULUS OF RUPTURE	ISO 10545-4	SPESSORE - THICKNESS ≥ 7,5 mm: min. 700N	8,5 mm* 2500 N*
			12 mm* 5000 N*
			14 mm* 6500 N*
			20 mm** 13000 N**
 RESISTENZA ALL'ABRASIONE PROFONDA DEEP ABRASION RESISTANCE	ISO 10545-6	≤ 175 mm ³	< 140 mm ³
 COEFFICIENTE DILATAZIONE TERMICA LINEARE (α) LINEAR EXPANSION THERMIC COEFFICIENT	ISO 10545-8	METODO DISPONIBILE AVAILABLE ON REQUEST	≤ 7x10 ⁻⁶ °C ⁻¹
 RESISTENZA AGLI SBALZI TERMICI RESISTANCE TO SUDDEN TEMPERATURE CHANGES	ISO 10545-9	METODO DISPONIBILE AVAILABLE ON REQUEST	RESISTE RESISTANT
 RESISTENZA AL GELO FROST RESISTANCE	ISO 10545-12	RICHIESTA ALWAYS TESTED	RESISTE RESISTANT
 PRODOTTI CHIMICI AD USO DOMESTICO ED ADDITIVI PER PISCINA HOUSEHOLD CHEMICALS AND SWIMMING POOL WATER CLEANSERS		UGL min. UB	UGL min. UB
		GL min. GB	GL min. GB
 ACIDI ED ALCALI A BASSA CONCENTRAZIONE ACIDS AND LOW CONCENTRATION ALKALIS	ISO 10545-13	UGL DA ULA, ULB A ULC FROM ULA, ULB TO ULC	UGL DA ULA, ULB A ULC FROM ULA, ULB TO ULC
		GL DA GLA, GLB A GLC FROM GLA, GLB TO GLC	GL DA GLA, GLB A GLC FROM GLA, GLB TO GLC
 ACIDI ED ALCALI AD ALTA CONCENTRAZIONE ACIDS AND HIGH CONCENTRATION ALKALIS		METODO DISPONIBILE AVAILABLE ON REQUEST	METODO DISPONIBILE AVAILABLE ON REQUEST
 RESISTENZA ALLE MACCHIE STAIN RESISTANCE	ISO 10545-14	METODO DISPONIBILE AVAILABLE ON REQUEST	min. 3

*SPESSORI RIFERITI AL FORMATO 20X20 - THICKNESSES REFERRED TO 20X20 SIZE
**SPESSORI RIFERITI AL FORMATO 60X60 - THICKNESSES REFERRED TO 60X60 SIZE

SIMBOLOGIA

SYMBOLS

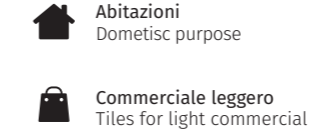
INDICAZIONI D'USO

INDICATIONS FOR USE



DESTINAZIONI D'USO

SUGGESTED APPLICATIONS



FINITURA

FINISH



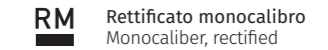
ASPETTO SUPERFICIALE

SURFACE LOOK



BORDO

EDGE



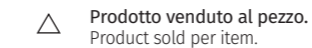
STONALIZZAZIONE

SHADE VARIATION



CARATTERISTICHE DI VENDITA

SALES CHARACTERISTICS



Tutti i nostri prodotti, sia al mq che al pezzo, sono venduti unicamente a scatola completa.
All our products are sold only in complete boxes, whether the unit of measure is per item or per square metre.



imolaceramica.it

**A brand of
Cooperativa Ceramica d'Imola S.c.**

Via V. Veneto, 13
40026 Imola (BO) Italia
Tel. +39 0542 601601
Fax +39 0542 31749