


# Mutina

Teknomosaico  
by Mutina Team






## Colors



Bianco



grout: bianco 50



Cemento




grout: cream 45



Cenere



grout: cenere 62



Black



grout: nero 06



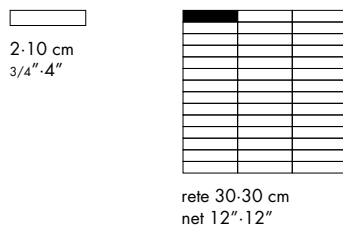
Fango



grout: fango 61

## General information

|               |                                                                                                                                                                                                                                                                                                                                                             |
|---------------|-------------------------------------------------------------------------------------------------------------------------------------------------------------------------------------------------------------------------------------------------------------------------------------------------------------------------------------------------------------|
| collection    | Teknomosaico                                                                                                                                                                                                                                                                                                                                                |
| design        | Mutina Team, 2001                                                                                                                                                                                                                                                                                                                                           |
| production    | Artisanal                                                                                                                                                                                                                                                                                                                                                   |
| material      | homogeneous porcelain stoneware tesserae obtained by pressing and fixed on net                                                                                                                                                                                                                                                                              |
| thickness     | 8 mm                                                                                                                                                                                                                                                                                                                                                        |
| nominal sizes | 2.10 cm (3/4"-4") rete/net 30.30 cm (12"-12")                                                                                                                                                                                                                                                                                                               |
| specification | <p>The collection is:</p> <ul style="list-style-type: none"> <li>- 5 colors</li> <li>- 5 matching colored grout</li> </ul> <p>Each element is pressed individually in special molds with more than one hundred element hole. These tiles comply with the UGL Class Bla standard, suitable both for the residential market and for large-scale projects.</p> |
| category      | UNI EN 14411 App G (BIA group) UGL                                                                                                                                                                                                                                                                                                                          |



## Laying and maintenance tips

|                                     |                                                                                                                                                                                                                                                                                                                                                                                                                                                                                                                                                                                                                                                                                                                                                                                                                                                                                                                                                                                          |
|-------------------------------------|------------------------------------------------------------------------------------------------------------------------------------------------------------------------------------------------------------------------------------------------------------------------------------------------------------------------------------------------------------------------------------------------------------------------------------------------------------------------------------------------------------------------------------------------------------------------------------------------------------------------------------------------------------------------------------------------------------------------------------------------------------------------------------------------------------------------------------------------------------------------------------------------------------------------------------------------------------------------------------------|
| use                                 | Floor, wall – indoor, outdoor.                                                                                                                                                                                                                                                                                                                                                                                                                                                                                                                                                                                                                                                                                                                                                                                                                                                                                                                                                           |
| installation                        | Lay on perfectly flat, dry walls.                                                                                                                                                                                                                                                                                                                                                                                                                                                                                                                                                                                                                                                                                                                                                                                                                                                                                                                                                        |
| recommended adhesive                | Adhesive for porcelain stoneware.                                                                                                                                                                                                                                                                                                                                                                                                                                                                                                                                                                                                                                                                                                                                                                                                                                                                                                                                                        |
| recommended joints                  | Place the sheets with the same joint as within the sheet.                                                                                                                                                                                                                                                                                                                                                                                                                                                                                                                                                                                                                                                                                                                                                                                                                                                                                                                                |
| recommended fillers                 | Cement-based grout / epoxy grout.<br>Remove all traces of grout carefully before it dries completely.                                                                                                                                                                                                                                                                                                                                                                                                                                                                                                                                                                                                                                                                                                                                                                                                                                                                                    |
| cleaning at the end of installation | <p>CEMENT-BASED GROUT: Buffered acid (e.g. DETERDEK PRO by FILA, or similar). Wet the floor with water, dilute the product 1:5 with water and pour it on the floor. Wait for 2 or 3 minutes then use a white scotch brite pad and rinse well with clean water.</p> <p>EPOXY GROUT: Alkaline detergent (e.g. FILA CR10 by FILA). FILA CR10: apply pure, wait for 30 minutes then use a green scotch brite pad.</p> <p>SILICONE: Solvent for silicone (e.g. FILA ZERO SIL). Pour it straight onto the stain, wait for 20 minutes and remove the mark using scotch brite.</p> <p>PAINT: Can usually be removed using water, but if resin-based paints or particular enamels have been used, it is best to ask the manufacturer which solvent is most suitable.</p> <p>RUST: stain remover es. FILA NO RUST. Apply the product onto the stain, leave for 15 minutes, remove the residue and rinse thoroughly.</p>                                                                            |
| general cleaning (installed tiles)  | <p>You are recommended to use ordinary neutral detergent diluted in water. Avoid using acid or alkaline products, waxes and/or impregnants. During ordinary cleaning it is recommended to use extremely abrasive items (such as scourers and iron or steel sponges) as little as possible. This recommendation must be adhered to rigorously in the case of tiles with a glossy surface finishing as they are more susceptible to the risk of scuffs, scratches and loss of shine, etc. In the event of heavy dirt or particularly textured surfaces, use an alkaline detergent and rinse after washing. For large surfaces, the use of a floor washing machine is recommended. During every-day cleaning procedures, it is necessary to remember that certain types of dirt (dust, sand) increase the abrasive effect of foot-traffic. Therefore we recommend that you avoid bringing in this type of dirt, which comes in from the outside, by placing a door-mat at the entrance.</p> |
| calibers (real size)                | -                                                                                                                                                                                                                                                                                                                                                                                                                                                                                                                                                                                                                                                                                                                                                                                                                                                                                                                                                                                        |